




PANGAEA[®]

NATURAL STONE INC

- Natural Stone Veneers •



West Coast Fieldstone



Experiencing the Pangaea® Difference

Beautifying your local community with products that work in harmony with their natural surroundings. Creating products that are intelligently designed and uniquely packaged to make the most out of your experience.



Maintaining a Healthy Planet

We do our part by being a good steward of our environment and utilizing state-of-the-art technology in energy and recycling methods.



Enriching our Communities

We are dedicated to creating opportunities for children in developing countries through education and improved facilities.



West Coast Fieldstone



4 | Natural Stone Quarry, Ongole, India

From the Ground Up



From The Ground Up not only implies that we quarry and fabricate natural stone but also deliver superior and ethical products to the professional building industry. The creation of our products have been and continue to be influenced by our customers for our customers.

Since 2005, our attention to detail in product design has been a result of years of focus groups and industry feedback. We have been evolving our products and programs by listening and fulfilling our customers expectations. What works for our customers works for us!

We not only specialize in natural stone quarrying and fabrication but also in building and maintaining strong relationships with our distributors and dealer networks. Our network partners ensure your products are delivered on time and on budget. We pride ourselves in the relationships we have built over the years which have enabled us to provide you with the highest quality of products and services you deserve.

With our products, you can be confident in the importance we place on quality control and customer service. Our strong and substantial relationships with our quarrying partners to our expert team of production and product specialists is our unique advantage. It's all about the value we bring to you! From The Ground Up.



EXPERIENCE THE

PANGAEA®

DIFFERENCE

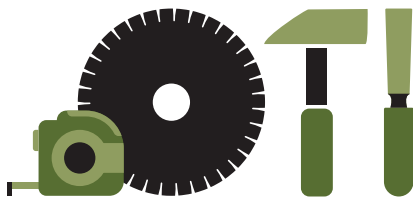


Certifiable quality

Pangaea® has 3 ISO certifications to insure Quality Management, Environmental Management and Occupational Health and Safety are at the forefront of our manufacturing process. 9001-2008, 14001:2015, 18001:2007 Certified.

Superior packaging

22% of additional stone in each crate versus our competitors due to our superior tooling and packaging systems. You get what you pay for!



We make it easy

We have **4 steps in our packaging process**. We Cut, Tool, Trim & Fit...so you don't have too!


Environmentally responsible

100% of our raw material waste gets recycled into local infrastructure projects. **Recycle, reduce, reuse...of course!**



We're available

Many locations to serve you! You'll get by with a little help from our friends.



You can count on us!

Team members dedicated to making a difference.

Stronger than the competition





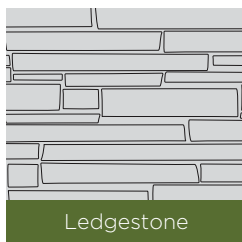
Our West Coast stone is **5 1/2 times stronger** than the compressive strength of residential and commercial concrete. Quality should be measurable, not just a sales pitch...insured by our ASTM testing.



We've got you covered!

Inventory available at any time to meet your needs...don't worry, we've got you covered!

7 Stone profiles to choose from... What's your Style?





GET A GRIP!

EXCLUSIVE

GripSet®
TECHNOLOGY

GripSet® Technology was pioneered by Pangaea® Natural Stone and is proprietary to our veneer products. **GripSet®** Technology increases the surface area where mortar is applied and increases the friction between the stone and the vertical substrate. The additional surface area and added friction allow the stone to attach quickly and proficiently.

Pangaea's **GripSet®** Technology is superior to any competitor's stone veneers that have a smooth back making their's much more challenging and time consuming to install.

Stone Veneers





Ledgestone



Ultra-modern or timeless, whatever your concept, this stone style suits any interior or exterior application. Ledgestone features natural weathered-face, split face and hewn surface finishes. A popular choice for both residential and commercial projects.

COLORS



West Coast (Quartzite)



Cambrian (Sandstone)



Copper Canyon (Sandstone)



Cambrian Ledgestone

SPECIFICATIONS

- **Length:** Up to 18" (457 mm)
- **Height:** Up to 4" (102 mm)
- **Thickness:** Average 1" (25 mm)
- **Weight:** Up to 13 lbs/ft² (63 kgs/m²)
- **Corners:** Available



Copper Canyon Ledgestone



Microledge



West Coast Microledge

Pangaea's signature stone is distinctively one-of-a-kind. Its unique personality suits your rustic cabin or contemporary penthouse and features lineal surfaces with natural weathered-face, split face and hewn surface finishes. Including West Coast Microledge as part of your homes interior or exterior finish is sure to get your friends talking.


COLOR



West Coast (Quartzite)

SPECIFICATIONS

- **Length:** Up to 12" (305 mm)
- **Height:** Up to 2" (51 mm)
- **Corners:** Available
- **Thickness:** Average 1" (25 mm)
- **Weight:** Up to 13 lbs/ft² (63 kgs/m²)



West Coast Microledge and our resident rock hound, Piper



Quarry Ledge



New England Quarry Ledge

Uniquely distinct shapes of random ashlar rough tooled masonry mimicking styles of Europe. The ancients used this style of stone to construct long lasting structures and you can continue this tradition today.

COLOR



New England (Schist)

SPECIFICATIONS

- **Length:** Up to 16" (406 mm) plus fillers
- **Height:** Up to 6" (152 mm) plus fillers
- **Corners:** Available
- **Thickness:** Average 1" (25 mm)
- **Weight:** Up to 13 lbs/ft² (63 kgs/m²)



New England Quarry Ledge



3 Course Ashlar




Ashlar coursing was used extensively in classical architecture in prehistoric Greece and Crete. Add sophistication, integrity and traditional style to your palace with this finely dressed masonry stone.

COLORS



Diamond River (Quartzite)



Oxford (Sandstone)



Saddleback (Sandstone)

SPECIFICATIONS

- **Length:** Up to 16" (406 mm)
- **Thickness:** Average 1" (25 mm)
- **Height:** Up to 7-3/4" (197 mm)
- **Weight:** Up to 13 lbs/ft² (63 kgs/m²)
- **Corners:** Available



Diamond River 3 Course Ashlar



Diamond River 3 Course Ashlar

Each swatch represents 12ft² (1.1m²) of installed product. Swatches are as accurate as photography and printing techniques allow. We suggest you view product samples before selecting colors.



Roman Castle



From the old world to the new world, this weathered European style stone combines yesterday's elegance with today's sophistication. Roman Castle features both a natural weathered and split face with a weathered-edge finish.

COLOR



SPECIFICATIONS

- **Length:** Up to 18" (457 mm) plus fillers
- **Height:** Up to 12" (305 mm) plus fillers
- **Corners:** Available
- **Thickness:** Average 1" (25 mm)
- **Weight:** Up to 13 lbs/ft² (63 kgs/m²)














Castlestone



West Coast Castlestone

Whether you are looking to recreate the look of an 18th century chateau or design a modern architectural marvel, this timeless style can transform your residential or commercial project into something from yesterday or today. Castlestone features a combination of natural weathered and split faces with a natural edge finish.

COLORS



Copper Canyon (Sandstone)



West Coast (Quartzite)



Copper Canyon Castlestone



SPECIFICATIONS

- **Length:** Up to 18" (457 mm) plus fillers
- **Height:** Up to 12" (305 mm) plus fillers
- **Corners:** Available
- **Thickness:** Average 1" (25 mm)
- **Weight:** Up to 13 lbs/ft² (63 kgs/m²)

Each swatch represents 12ft² (1.1m²) of installed product. Swatches are as accurate as photography and printing techniques allow. We suggest you view product samples before selecting colors.



Fieldstone



West Coast Fieldstone

COLORS



Cambrian (Sandstone)



Sierra Ridge (Schist)



West Coast (Quartzite)

A classic enduring style that is as relevant today as it was centuries ago. Fieldstone features a natural split face with a weathered-edge finish. It's sure to warm up a room or add life to your commercial facade.

SPECIFICATIONS

- **Size of Stone:** Up to 1-1/2 ft² (0.1 m²) plus fillers
- **Thickness:** Average 1" (25 mm)
- **Corners:** Available
- **Weight:** Up to 13 lbs/ft² (63 kgs/m²)



West Coast Fieldstone

Commercial Applications



Around Town



Products that are backed by ASTM tests to insure longevity and reliability. Pangaea® Natural Stone Thin Veneers have withstood the stresses of gravity wind, freeze-thaw cycles, thermal expansion and contraction just to name a few. You can be certain that our Thin Veneer products will meet and maybe even exceed your expectations for exterior performance.

Pangaea® Natural Stone Thin Veneers are not only characterized by their durability but also their permanence and beauty with steadfast colors and design flexibility. These attributes along with financial feasibility makes Pangaea® Natural Stone Thin Veneers the perfect choice.



COMMERCIAL APPLICATIONS



West Coast Castlestone





Black Rundle Castlestone





PANGAEA[®]

NATURAL STONE INC



Powered By

instone
www.instoneco.com

